














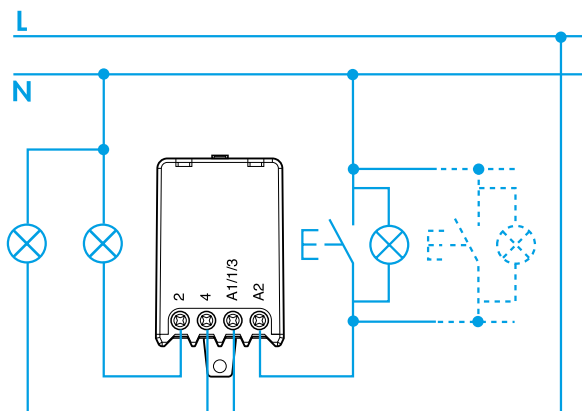


27

- Ⓘ RELÈ AD IMPULSI 10 A
- ⓄB STEP RELAY 10 A
- Ⓕ TELERUPTEUR 10 A
- Ⓓ STROMSTOSS-SCHALTER 10 A
- ⓃL IMPULSRELAIS 10 A
- Ⓔ RELE DE IMPULSOS 10 A
- Ⓟ RELÉ DE IMPULSO 10 A
- Ⓜ LÉPTETŐ (IMPULZUS) RELÉ 10 A
- ⒸZ SPÍNAČ IMPULSN OVLÁDANÝ KOMPAKTNÍ, 10 A
- ⓃO RELEE PAS CU PAS ELECTROMECHANICE 10 A

	U _N 110 V AC (50/60 Hz)	U _N 230 V AC (50/60 Hz)	
	U _{min} - U _{max} 0.8-1.1 U _N (50 Hz) 0.85-1.1 U _N (60 Hz)		
	1 NO (SPST-NO) (27.01) 2 NO (DPST-NO) (27.05 / 27.06)		
	10 A 110 V AC		
	AC1 AC15	1100 VA 250 VA	10 A 230 V AC AC15 2300 VA 500 VA
	 CFL	- 180 W 100 W	 1000 W 360 W CFL - LED (230 V) 200 W
	(-40...+40)°C		
	4 (1mA)		
IP20			

Ⓘ Tipo	N° di impulsi	Sequenze			
ⓄB Type	Number of steps	Sequences			
Ⓕ Types	Nb. opérations	Sequences			
Ⓓ Typ	Schaltvarianten	Schaltfolge			
ⓃL Type	Schakelposities	Schakelprogramma			
Ⓔ Tipos	N° impulsos	Secuencias			
Ⓟ Tipo	N° de impulsos	Seqüências			
Ⓜ Típus	Kapcs. lépések száma	Kapcsolási sorrend			
ⒸZ Typ	Počet krok	Postup krok			
ⓃO Tipul	Numărul pașilor	Secvențele			
		1	2	3	4
27.01	2				
27.05	4				
27.06	3				



I IMPORTANTE PER L'INSTALLAZIONE

In caso di utilizzo con pulsanti luminosi (fino a 24 pulsanti luminosi da max 1 mA 230 V AC) è necessario il montaggio del modulo tipo 027.00.

GB IMPORTANT

Where the relay is to be used with illuminated push-buttons (Maximum of 24, each 1 mA max. at 230 V AC), the special module (part number: 027.00) must be fitted.

F IMPORTANT POUR L'INSTALLATION

En cas d'utilisation de poussoirs lumineux (jusqu'à 24 boutons poussoirs lumineux max de 1 mA 230 V AC) il est nécessaire de monter un module type 027.00.

D ANMERKUNG bei Betrieb mit Leuchttastern:

Bei Betrieb mit max. 24 Leuchttastern (1 mA / 230 V) ist das Modul 027.00 erforderlich.

NL OPMERKING

Bij aansturing met maximaal 24 verlichte drukknoppen (1 mA / 230 V) is de moduul 027.00 vereist.

E IMPORTANTE PARA LA INSTALACION

En caso de utilizar pulsadores luminosos (hasta 24 pulsadores luminosos de máximo 1 mA 230 V AC) es necesario el montaje del módulo tipo 027.00.

P IMPORTANTE PARA A INSTALAÇÃO

Em caso de aplicação com botões pulsadores luminosos (até 24 pulsadores com máx 1 mA 230 V AC) é necessário acoplar ao relé o módulo tipo 027.00.

H TUDNIVALÓK világító (glimm) nyomógombokkal történő üzemeltetéshez.

Legfeljebb 24 világító (glimm) nyomógomb (1 mA / 230 V) működtetéséhez egy 027.00 típusú kondenzátor szükséges.

CZ POZOR pro ovládání prosvtlenými tlačítky.

Modul 027.00 je zapotřebí pro ovládání pomocí až 24 prosvtlenými tlačítky (max.1 mA / 230 V). Modul se umís uje přímo na spinači.

RO IMPORTANT

Când comanda releului se realizează de la butoane de impuls iluminate (în număr de maxim 24, având fiecare maxim 1mA la 230V C.A.) trebuie utilizat și modulul special 027.00.

